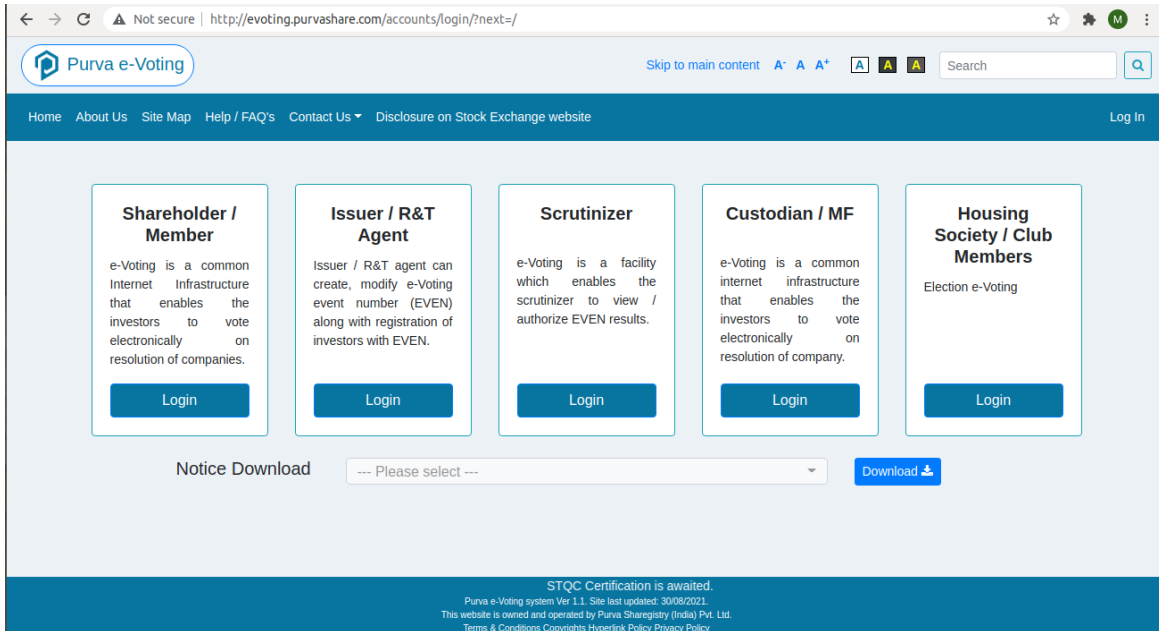


PURVA SHAREGISTRY E-VOTING

Secure · Simple · Transparent



Purva e-Voting Platform — evoting.purvashare.com

A Proposal for

Willingdon Sports Club

Club Elections — E-Voting Solution

Presented by Purva Share Registry India Pvt. Ltd.

The Case for Digital Elections at Willingdon

Club elections are among the most trust-sensitive moments in any member organisation. Paper-based voting creates unnecessary friction — members must be physically present, counting is manual and slow, and the process can be challenged. Willingdon Sports Club deserves better.

The Problem with Manual Voting

- X Members must attend in person — restricting participation
- X Paper ballots are slow to count and prone to human error
- X No independent audit trail — results can be disputed
- X Administrative burden on the club's election committee
- X No permanent, tamper-proof record of the election

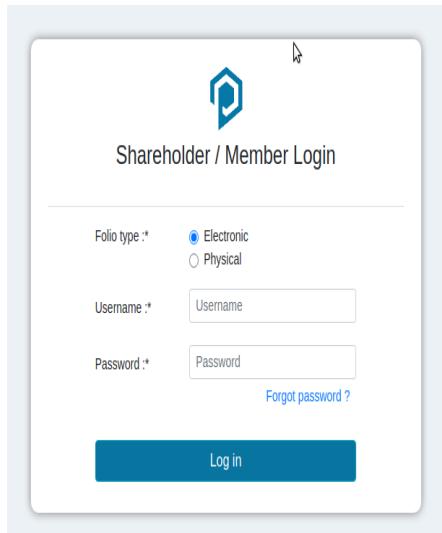
Purva e-Voting solves all of this — purpose-built for housing societies and clubs like Willingdon, hosted securely on Amazon Web Services (AWS), and trusted by registered companies across India.

How It Works — The Member Experience

Every Willingdon member receives their credentials by email before the election opens. Voting is done from any device — phone, tablet or computer — in under two minutes.

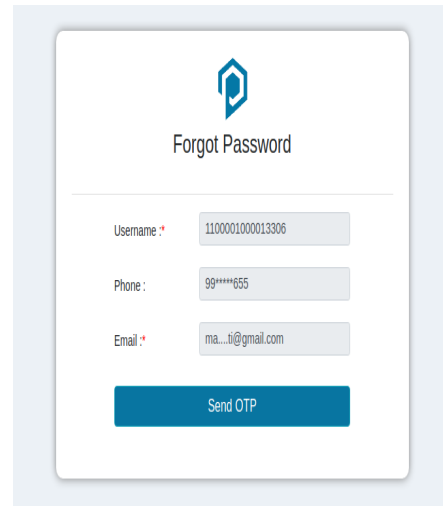
Step 1 — Secure Login

Members visit evoting.purvashare.com and log in with their member ID and password. First-time voters can reset their password instantly via OTP.



The screenshot shows the 'Shareholder / Member Login' page. At the top is the Purva logo. Below it, the title 'Shareholder / Member Login' is centered. There are two radio buttons for 'Folio type': 'Electronic' (selected) and 'Physical'. Below these are three input fields: 'Username', 'Password', and a 'Forgot password?' link. A blue 'Log in' button is at the bottom.

Member Login Screen

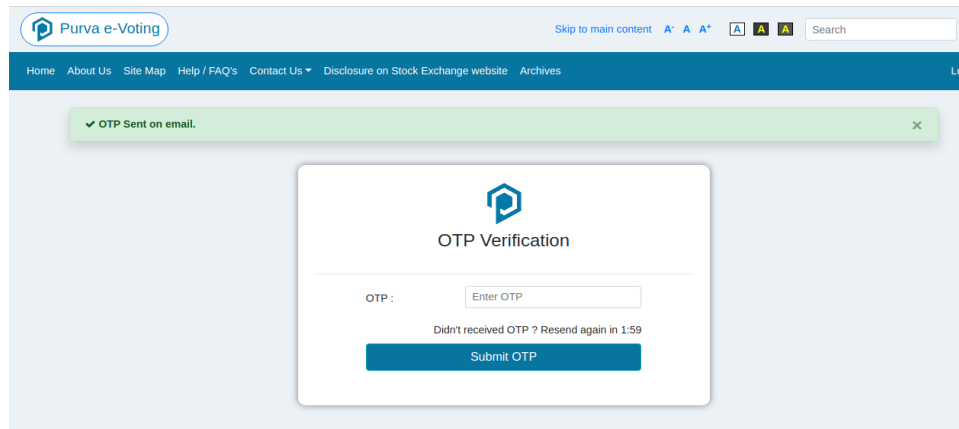


The screenshot shows the 'Forgot Password' page. At the top is the Purva logo. Below it, the title 'Forgot Password' is centered. There are three input fields: 'Username' (with the value '1100001000013306'), 'Phone' (with the value '99****655'), and 'Email' (with the value 'ma...ti@gmail.com'). A blue 'Send OTP' button is at the bottom.

Forgot Password — OTP Sent to Email

Step 2 — OTP Verification

If a member needs to reset their password, a 6-digit OTP is emailed instantly from evoting@purvashare.com. It expires in 5 minutes — keeping the process secure.

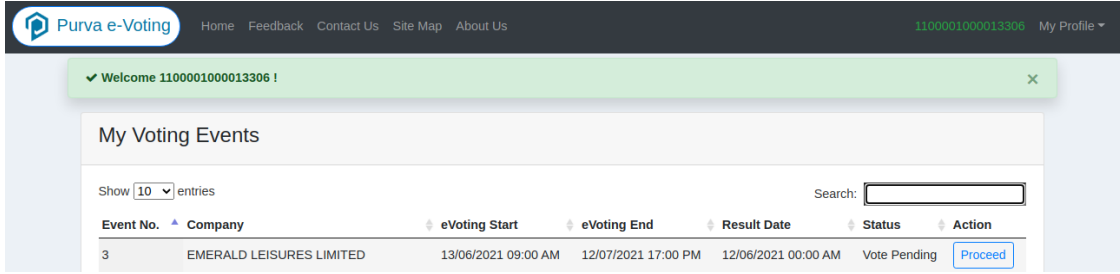


The screenshot shows the 'OTP Verification' page. At the top is the Purva logo. Below it, the title 'OTP Verification' is centered. There is an input field for 'OTP' with the placeholder 'Enter OTP'. Below the input field is a link: 'Didn't received OTP ? Resend again in 1:59'. A blue 'Submit OTP' button is at the bottom. A green notification banner at the top says '✓ OTP Sent on email.' with a close button 'x'.

OTP Verification Screen

Step 3 — My Voting Events Dashboard

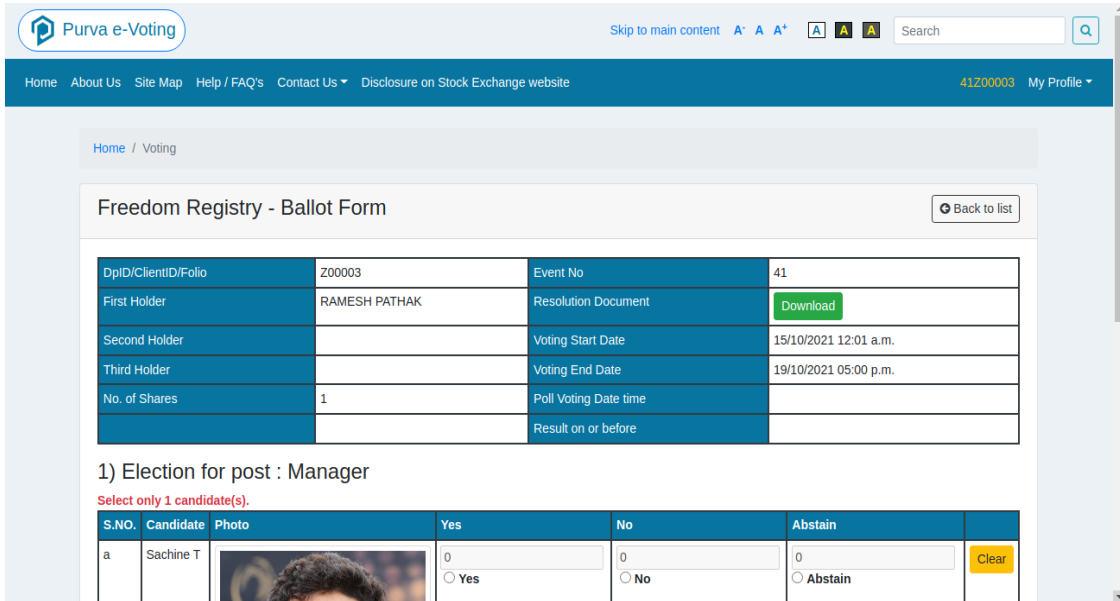
After logging in, members see their personalised dashboard showing the active election, voting window, and their current voting status (Not Voted / Vote Pending / Voted).



Member Dashboard — My Voting Events

Step 4 — Cast Your Vote



Members see the Ballot Form for the Willingdon election. Each post is listed with the candidates' names and photos. Members select Yes, No, or Abstain for each candidate and hit Submit — that's it. A vote can only be cast once; any attempt to vote again shows a clear warning.



Ballot Form — Election for Post with Candidate Photos

1) Election for post : Manager

Select only 1 candidate(s).

S.NO.	Candidate	Photo	Yes	No	Abstain	
a	Sachin T		0 <input type="radio"/> Yes	0 <input type="radio"/> No	0 <input type="radio"/> Abstain	Clear
b	Ajay D		0 <input type="radio"/> Yes	0 <input type="radio"/> No	0 <input type="radio"/> Abstain	Clear

Back

Submit

Candidate Selection — Photos, Yes / No / Abstain

How It Helps the Person Running the Election

The Purva e-Voting platform puts the election committee firmly in control — with tools that automate the heavy lifting and give real-time visibility at every step.

Upload the Member List — One Excel File

The committee uploads the Register of Members (ROM) as a single Excel file. The system validates it instantly, creates login credentials for every member, and emails them automatically. No manual password-setting, no manual email-sending.

Upload ShareHolder Registration File

Select Event No:

Benpos date file
 Cut off date file

Upload File: No file selected.
Maximum file size should be 100 MB and file type should be .xls/.xlsx only.

Note !

- Benpos date file: For sending notices to shareholder about remote e-Voting.
- Cut off date file: List of eligible shareholder to cast vote for respective company.

Upload Shareholder / Member Registration File

Send Voting Invitations by Email

The platform sends a branded email to every eligible member with their event number, user ID, password, and voting dates — all customisable. The committee can see delivery status (sent, opened, bounced) for every single email.

Benpos date file
 Cut off date file
 Send email notice to shareholders

Email Subject:

Email Body: Note: Update director or secretary name at bottom of email body.

Available parsable tags {{NAME}}, {{COMPANY_NAME}}, {{EVENT_NO}}, {{EVOTING_START_DATETIME}}, {{EVOTING_END_DATETIME}}, {{USERID}}, {{PASSWORD}}

Dear {{NAME}},

Please find the below link for Notice of Postal Ballot of {{COMPANY_NAME}}:

[Click Here](#)

Kindly note that e-voting shall commence on {{EVOTING_START_DATETIME}} and ends on {{EVOTING_END_DATETIME}}.

The electronic voting particulars are set out below:

EVENT NO	USER ID	PASSWORD
{{EVENT_NO}}	{{USERID}}	{{PASSWORD}}

Thanking you,

For {{COMPANY_NAME}}

DirectorName

Managing Director

Upload File: No file selected.
Maximum file size should be 100 MB and file type should be .xls/.xlsx only.

Customisable Member Email with Login Credentials

Complete Audit Trail — Every Action Logged

- Every login attempt is recorded with IP address, browser, and timestamp
- Every vote is permanently stored — immutable and timestamped
- Change history is maintained for all administrative actions
- OTP generation and usage is logged
- Full activity log per user — downloadable for dispute resolution

Why Purva e-Voting — Not CDSL

CDSL's e-voting platform is designed for companies and their shareholders holding demat accounts. It is not specialized for club elections. Here is how they compare for Willingdon's needs:

Feature	Purva e-Voting	CDSL e-Voting
Built for club & society elections	✓ Purpose-built	✗ Primarily built for companies
Candidate photos on ballot	✓ Supported	✗ Not available
Voting for multiple designations in one go (multiple posts)	✓ Supported	✗ Not available
Custom member email with credentials	✓ Fully customisable	✗ Generic only
OTP-based secure password reset	✓ 6-digit, 5 min expiry	✗ Not applicable
Dedicated scrutinizer access control	✓ Supported	✓ Supported
One-time vote enforcement	✓ Enforced, with alert	✓ Enforced
On-site support for voting with tablets	✓ Supported	✓ Supported
VC Facility provided	✓ Supported	✓ Supported

Platform Highlights

Security

SSL encrypted via AWS ACM. Firewall and intrusion prevention. Security audit cleared. Login attempts logged with IP and browser.

Cloud Infrastructure

Hosted on Amazon Web Services with disaster recovery, daily backups, and 24/7 availability. Redundant servers for high availability.

Audit & Compliance

Full audit trail of all actions. GIGW-compliant website. Detailed Excel reports for scrutinizer. Permanent, tamper-proof vote records.

Managed Service

Purva's team manages setup, member upload, email dispatch, and scrutinizer assignment. Minimal burden on the Willingdon committee.

What We Need From Willingdon

Getting started is straightforward. To set up your election, we need:

- Member list in Excel format — name, member ID, email address, phone number
- List of posts to be elected and the number of seats per post
- Candidate names and photographs for each post
- Election start date, end date, and meeting date
- Name of the nominated Scrutinizer

Our team handles everything else — platform setup, credential generation, email dispatch, and results reporting.

Ready to Move Forward?

Contact us to schedule a demo or to discuss your upcoming election.

Email: evoting@purvashare.com

Website: evoting.purvashare.com

Company: Purva Sharegistry India Pvt. Ltd.

Phone: +91 9820788203

We look forward to making Willingdon's elections transparent, effortless, and trusted.